	Test report n.	825-QL13-R02 ver. 0
	Applicant	LARES di Claudio Lerici Regione Viazzi, 6 15010 Castelletto d'Erro (AL)
	EUT/Type	Diffuse light source SC_04 (IEN 7121)

TEST REPORT Nr. 825-QL13-R02 ver. 0


GENERAL INFORMATION INFORMAZIONI GENERALI	
Addresses Indirizzi	
Applicant Richiedente	LARES di Claudio Lerici Regione Viazzi, 6 15010 Castelletto d'Erro (AL)
Manufacturer Produttore	LARES di Claudio Lerici Regione Viazzi, 6 15010 Castelletto d'Erro (AL)
Test laboratory Laboratorio di prova	Qualilab s.r.l. Via Trento, 87 25020 – Capriano del Colle (BS)
Dates Date	
Report Date Data preparazione rapporto di prova	Ver.0: 31/01/2014
Note on new version Nota sulla nuova versione	n.a.
Equipment under test Dispositivo sottoposto a prova	
Equipment under test Dispositivo sottoposto a prova	Diffuse light source
Type: Modello:	SC_04 IEN 7121
Light source: Sorgente luminosa:	---
Multimeter: Multimetro :	DMM Agilent U1253A S/N MY48430011
Date and method of sampling: Data e metodo di campionamento:	n.a.
Applicable norms Norme applicabili	
	Test performed according to: ECE R 7

The test results and observations indicated in this test report refer exclusively to the samples tested. It is not permitted to transfer the results to other systems or configurations.

The publication or duplication of this test report with enclosures, or Part of this test report or enclosures, without a written consent of the test laboratory is not permitted. The test laboratory not assumes any liability to any party for any loss, expense or damage occasioned by the use of this report. Any use of the laboratories name or one of its marks for the sale or advertisement of the tested material, product or service must first be approved in writing by the test laboratory.

I risultati e le osservazioni indicate in questo rapporto di prova sono riferite esclusivamente ai campioni testati. Non è permesso utilizzare i risultati e le osservazioni di questo rapporto di prova per altri sistemi o configurazioni.

Non è permessa la pubblicazione o la duplicazione completa o parziale di questo rapporto di prova e dei suoi allegati senza un consenso scritto da parte del laboratorio di prova. Il laboratorio di prova non si assume responsabilità nei confronti di terzi per danni o eventuali costi derivanti dall'utilizzo dei dati presenti in questo rapporto di prova. Ogni uso del nome del laboratorio di prova e dei suoi marchi per la vendita o per pubblicizzare il prodotto testato deve essere prima approvato in forma scritta dal laboratorio di prova.

	Test report n.	825-QL13-R02 ver. 0
	Applicant	LARES di Claudio Lerici Regione Viazzi, 6 15010 Castelletto d'Erro (AL)
	EUT/Type	Diffuse light source SC_04 (IEN 7121)


TEST AND RESULTS			
Test Name	Test Procedure	Test measurement	Result
Intensity distribution in [cd] at 10m distance	The sample was mounted (with the support provided by the manufacturer) on the goniometer and powered with the constant current of 4,000 A; the intensity distribution in 10m was measured and the maximum intensity was determined	$I_{\max}[\text{cd}] = 76.8 \text{ cd}$ in $0.00^\circ \text{ H}; 0.00^\circ \text{ V}$	N/A
Calibration to standard illuminant A	The sample was mounted on the goniometer; the current to emit standard illuminant A in the optical axis was determined	$\text{CCT} = 2.858 \text{ K}$ $I_{\text{illuminant A}}[\text{A}] = 4,0845 \text{ A}$	N/A
Intensity distribution in [cd] at 10m distance at illuminant A	The sample was mounted on the goniometer; the current to emit standard illuminant A was applied, the maximum intensity was measured	$I_{\text{illuminant A}}[\text{A}] = 4,0845 \text{ A}$ $I_{\max_A}[\text{cd}] = 86.8 \text{ cd}$	N/A

STATEMENT
<p>The Test Report comprises 6 pages.</p> <p>The test results presented in this report relate only to the object tested.</p> <p>The English version is the only official version of this test report</p> <p>Questo rapporto di prova contiene 6 pagine.</p> <p>La versione inglese di questo rapporto di prova è l'unica versione ufficiale che fa fede.</p>


Capriano del Colle, 31/01/2014

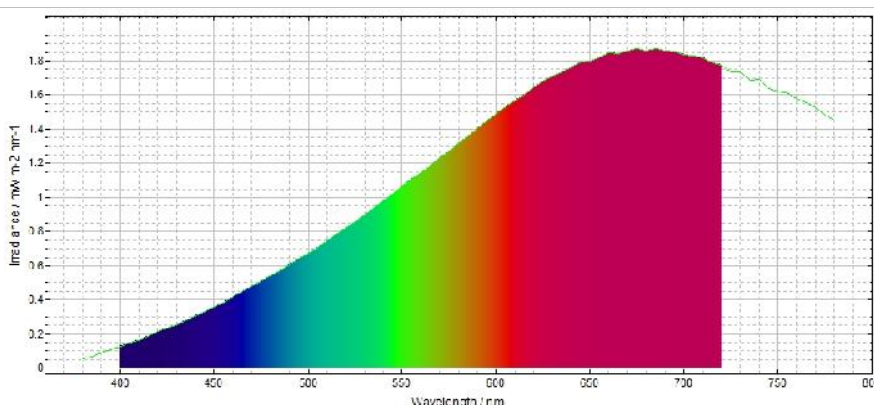




Ing. Carsten Seyring
Testing engineer

	Test report n.	825-QL13-R02 ver. 0
	Applicant	LARES di Claudio Lerici Regione Viazzi, 6 15010 Castelletto d'Erro (AL)
	EUT/Type	Diffuse light source SC_04 (IEN 7121)


APPENDIX I	SC.04 – intensity [cd]										
Standard	ECE R 7										
Sample N°	825-QL13-S02										
Place of test	QUALILAB s.r.l. - Via Trento, 87 25020 – Capriano del Colle (BS)										
Date of test	24/01/2014 – 27/01/2014										
Environmental conditions	temperature 25°C										
Testing instruments	Instrument number manufacturer type S/N calibration dates										
	Goniometro	QL-IN-002	LMT	GOH1200		09/12	09/14				
	DMM Agilent	---	Agilent	U1253A	MY48430011						
Test procedure	The sample was prepared, stabilized and measured like defined in ECE R 7										
Test requirements	n.a.										
Test measurements	<p>The sample was mounted onto the test stand, provided by the manufacturer. The sample was set into the pivot point of the goniometer and the optical axis was installed perpendicular to the photometer head.</p> <p>The DMM was connected in series to the bulb circuit to measure the current during the test.</p> <p>The sample was powered with a constant current of 4,000A and the distribution was measured in order to determine the maximum intensity in [cd].</p>										
TEST RESULT	Program:						max I scan 25-25 15-15				
	max I scan										
	Name:		LARES 825-QL13 SC.04 (IEN 7121) max cd 2014 at 4.00 A								
	Number:		constant A 4.00 A								
	Report:										
	Test no.:										
	Lamp type:										
	Lamp no:		SC.04								
	Lamp flux:		0 lm			Operator:		Qualilab			
	Voltage:		13,740 V			Date:		24/01/2014 12.30.00			
	Current:		4.00 A			File:		LARES 825-QL13 SC.04 (IEN 7121) max cd 2014 at 4.00 A			
	Comment:		constant current 4.00 A measured with: Agilent DMM mod.U1253A Sn MY48430011								
	Function		Mean	Max	I	H	V	Reaim	H	V	N.O.K.
	25L to 25R - 15D to 15U		0	0	(60,2) 76,8	(- 25,00°) 0 00°	(- 15,00°) 0 00°				

	Test report n.	825-QL13-R02 ver. 0
	Applicant	LARES di Claudio Lerici Regione Viazzi, 6 15010 Castelletto d'Erro (AL)
	EUT/Type	Diffuse light source SC_04 (IEN 7121)

APPENDIX II	SC.04 – current for standard illuminant A					
Standard	ECE R 7					
Sample N°	825-QL13-S02					
Place of test	QUALILAB s.r.l. - Via Trento, 87 25020 – Capriano del Colle (BS)					
Date of test	24/01/2014 – 27/01/2014					
Environmental conditions	temperature 25°C					
Testing instruments	Instrument	number	manufacturer	type	S/N	calibration dates
	Goniometro	QL-IN-002	LMT	GOH1200		09/12 09/14
	Spectrometer	QL-IN-009	Bentham	IDR300-PSL	11476	07/12 07/14
	DMM Agilent	---	Agilent	U1253A	MY48430011	
Test procedure	The sample was prepared, stabilized and measured like defined in ECE R 7					
Test requirements	n.a.					
Test measurements	<p>The sample was mounted onto the test stand, provided by the manufacturer. The sample was set into the pivot point of the goniometer and the optical axis was installed perpendicular to the spectrometer head.</p> <p>The DMM was connected in series to the bulb circuit to measure the current during the test.</p> <p>The constant current to emit standard illuminant A was determined.</p>					
TEST RESULT						
	<p>SC04 diffuse lamp LARES</p> <p>CCT I[A] color point</p> <p>ill A 2858K 4,0845A x=0,4492 y=0,4110</p>					

	Test report n.	825-QL13-R02 ver. 0
	Applicant	LARES di Claudio Lerici Regione Viazzi, 6 15010 Castelletto d'Erro (AL)
	EUT/Type	Diffuse light source SC_04 (IEN 7121)

APPENDIX III	SC.04 – intensity [cd] at illuminant A											
Standard	ECE R 7											
Sample N°	825-QL13-S02											
Place of test	QUALILAB s.r.l. - Via Trento, 87 25020 – Capriano del Colle (BS)											
Date of test	24/01/2014 – 27/01/2014											
Environmental conditions	temperature 25°C											
Testing instruments	Instrument number manufacturer type S/N calibration dates											
	Goniometro		QL-IN-002		LMT		GOH1200				09/12	09/14
	DMM Agilent		---		Agilent		U1253A		MY48430011			
Test procedure	The sample was prepared, stabilized and measured like defined in ECE R 7											
Test requirements	n.a.											
Test measurements	<p>The sample was mounted onto the test stand, provided by the manufacturer. The sample was set into the pivot point of the goniometer and the optical axis was installed perpendicular to the photometer head.</p> <p>The DMM was connected in series to the bulb circuit to measure the current during the test.</p> <p>The sample was powered with a constant current of 4,0845A which produces standard illuminant A (2858K) and the distribution was measured in order to determine the maximum intensity in [cd].</p>											
TEST RESULT	Program:										max I scan 25-25 15-15	
	max I scan											
	Name:		LARES 825-QL13 SC.04 (IEN 7121) max cd 2014 at sta ill A									
	Number:		constant A 4.0845A									
	Report:											
	Test no.:											
	Lamp type:											
	Lamp no.:		SC.04									
	Lamp flux:		0 lm					Operator:		Qualilab		
	Voltage:		13,740 V					Date:		24/01/2014 12.13.25		
	Current:		4.0845A					File:		LARES 825-QL13 SC.04 (IEN 7121) max cd 2014 at sta ill A		
	Comment:		constant current 4.0845A sta ill A measured with: Agilent DMM mod.U1253A Sn MY48430011									
	Function		Mean	Max	I	H	V	Reaim	H	V	N.O.K.	
	25L to 25R - 15D to 15U		0	0	(67,9) 86,8	(- 25,00°) 0 00°	(- 15,00°) 0 00°					

	Test report n.	825-QL13-R02 ver. 0
	Applicant	LARES di Claudio Lerici Regione Viazzi, 6 15010 Castelletto d'Erro (AL)
	EUT/Type	Diffuse light source SC_04 (IEN 7121)

APPENDIX IV	Photos
-------------	--------

